



PTL7L

Limit switch box position transmitter for linear valves

PTL7 is a fully Aluminium box construction with many different configurations like limit switches, electric switches, pneumatic switches and/or 4-20 mA position transmitter .

PTL7 is a rugged construction that meet requirements as easy and fast installation, easy start-up & reliability.

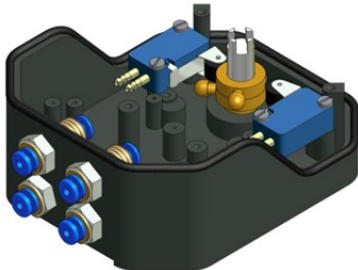


- ◆ Box in die cast aluminium, painted for aggressive atmosphere
- ◆ Very compact design
- ◆ Easy installation
- ◆ Easy coupling with OMC positioners
- ◆ Maintenance free
- ◆ IEC 60534 standard bracket

PTL7 PM2L

DESCRIPTION

Box in die cast alluminium, coated with anticorrosive paint, with two normally closed pneumatic limit switches.




TECHNICAL DATA

SUPPLY	0...8 bar
ANGLE OF ACTION	0...90° adjustable
PNEUMATIC CONNECTION	Quick copling for 4x2 pipe
DEGREE OF PROTECTION	IP65
OPERATING TEMPERATURE	-20...+60°C

PTL7 EM3L

DESCRIPTION

Box in die cast alluminium, coated with anticorrosive paint, with two electromechanical limit switches SPDT.



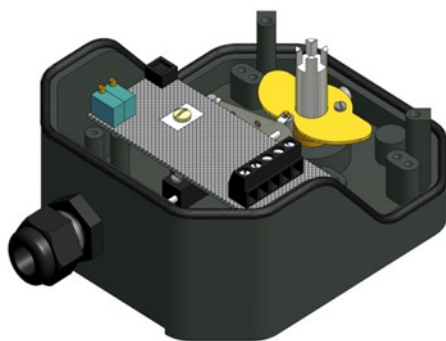
TECHNICAL DATA

DESIGNED TO OPERATE	4...30V
NOMINAL CURRENT TO 250V dc	16 A
ANGLE OF ACTION	0...90° adjustable
CONNECTION	PG9 with internal terminals
DEGREE OF PROTECTION	IP65
OPERATING TEMPERATURE	-25...+105°C

PTL7 TN0L

DESCRIPTION

Box in die cast alluminium, corrosion resistant paint, with 4÷20mA position transmitter.




TECHNICAL DATA

VOLTAGE	24 V dc
D.C. CURRENT	30 mA
INPUT IMPEDANCE	>100 MOhm
POWER CONSUMPTION	< 0.65 W
OUTPUT	4...20 mA
ANGLE OF ACTION	0...90° adjustable
CONNECTION	PG9 with internal terminals
DEGREE OF PROTECTION	IP65
OPERATING TEMPERATURE	-20...+70°C

PTL7 I20L

DESCRIPTION

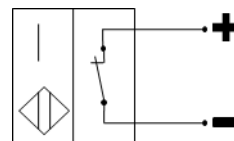
Box in die cast aluminium, coated with anticorrosive paint, with two inductive two-wires not amplified limit switches according to NAMUR EN 60947-5-6. Thanks to its low-resistance termination this sensor is not susceptible to inductive or capacitive irradiations into the connecting lead with the amplifier.



TECHNICAL DATA

VOLTAGE RANGE	8,2 V (Ri ca. 1 kΩ)
SWITCHING FREQUENCY	1000 Hz
DEGREE OF PROTECTION	IP65
ANGLE OF ACTION	0...90° adjustable
CONNECTION	PG9 with internal terminals
DEGREE OF PROTECTION	IP65
OPERATING TEMPERATURE	-25...+70°C


WIRING DIAGRAM



PTL7 I30L

DESCRIPTION

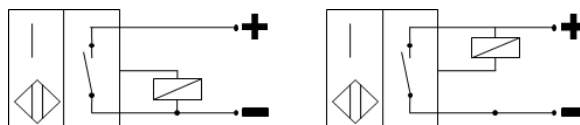
Box in die cast aluminium, coated with anticorrosive paint, with two inductive three-wires normally open limit switches type amplified PNP.



TECHNICAL DATA

VOLTAGE RANGE	10...30 V dc
SWITCHING FREQUENCY	1000 Hz
DEGREE OF PROTECTION	IP65
ANGLE OF ACTION	0...90° adjustable
CONNECTION	PG9 with internal terminals
DEGREE OF PROTECTION	IP65
OPERATING TEMPERATURE	-25...+70°C

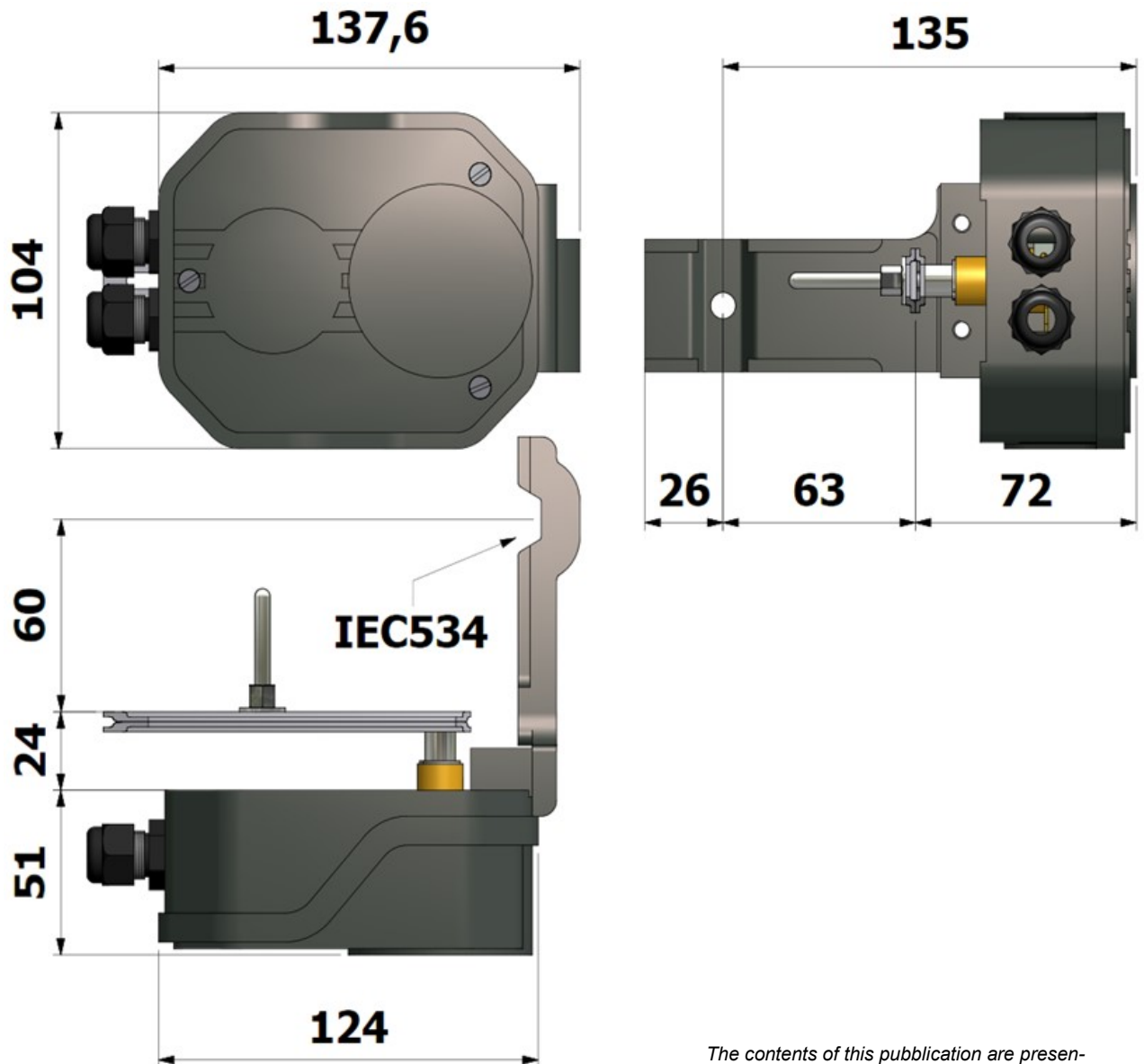
WIRING DIAGRAM



COMBINATED VERSIONS

They join in a unique Box the 4+20mA position transmitter and limit switches characteristics.

DIMENSIONS



The contents of this publication are presented for information purpose only. We reserve to modify or improve the designs or specifications of such products at any time without notice



OMC S.p.A.

Via Galileo Galilei, 18 - 20060
Cassina de Pecchi (MI) - ITALY
Tel.: (+39) 02.95.28.468
Fax: (+39) 02.95.21.495
info@omcvalves.com
www.omcvalves.com